

Learning Outcomes:



- Child engages in positive interactions and relationships, has a sense of belonging with family and community. Child manages actions, words, and behaviors increasing independence.
- Child recognizes the alphabet letters and how print is used.

<p>Mental Health: <i>Dr. Bailey's Conscience Discipline Strategies</i></p>	<p>Unite Morning Song: "Buenos Días, Good Morning" https://www.youtube.com/watch?v=WdQ-aLL8S7k</p>	<p>Calm S.T.A.R. (Smile, Take a deep breath And Relax)</p>	<p>Connect Demonstrate shaking hands with your family members.</p>	<p>Commit Use "walking feet" inside the home, stores and community.</p>
---	---	---	---	--

Morning Message: Have the child listen and repeat the following sentences throughout the week. Ask parent to write the following sentences on sheets of paper/index cards and place them throughout the house and read them together using their index finger or a pointer, such as a pen, pencil, popsicle stick, and/or the handle of a spoon and read them together from left to right. This trains the brain to read from left to right. Encourage child to repeat after you the first time, and then clap or tap the words on the sentence. **Please remind parents that these sentences will be revisited thought learning**

1. I am awesome. 2. I am terrific. 3. I am special.

<p>Theme: 1 Awesome Me Week: 1 Physical Me</p>	<p>Family Connection</p>	<p>Nursery Rhyme/ Song</p>	<p>Enrichment Activities</p>	<p>Special Needs Adaptations</p>
--	---------------------------------	-----------------------------------	-------------------------------------	---

<p>Theme 1 Week 1</p>	<p>LITERACY </p> <p>Title of the Story: "Awesome Me" Read Aloud Tips: <i>Use hand motions, different tones and pitches in your voice to tell the story.</i> Intonations: <i>Deep Voice, Medial Tone, and High Pitch sound.</i></p>	<p>Threes' Frog Street Parent Letter, PATT Mat & Family Connections Card</p> <p>Theme 1</p>	<p>Nursery Rhyme: The Wheels on the Bus Song/s: The Alphabet Song</p> <p>Kindermusik: https://www.bing.com/videos/search?view=detail&mid=607EDE7BBA75C48F381A607EDE7BBA75C48F381A&shtp=GetUrl&shid=b7960ae4-647f-4a40-bb58-8f25cebe9110&shtk=S2luZGVybXVzaWsgLSBIZWxsbyBTb25n&shdk=MjAxOS4yLjE1LiBLaW5kZXJtdXNpayB4IE1hc3RlciB5b3UgYW5kIG1lIFRyLiBDYXRoZXJpbmUgRGFpZ2xl&shhk=zPouUMH%2BUxOUwrOd4g8smHJw7R1kPhUHigRbMH0SdHI%3D&form=VDSHOT&shth=OSH.ZK1sgI7LGhZk18DeyBXVXQ</p>	<p>Literature Enrichment: -Create props -Game -Finger play -Puppet Show -Song with body movements.</p>	<p>Use visual aids such as pictures in the book to help child comprehend the activity and guide child. If child struggles to identify, assist child as needed.</p> <p>Music: Engage child by making song interactive and encouraging child to move around.</p>
<p>Wonderful Word of the Week: Awesome</p>	<p>Discuss: Character names in the story. Compare the characters in the story.</p> <p>Math </p> <p>Comparing attributes: Tall and short and comparing objects/items.</p>			<p>YouTube Video: "The awesome song" https://www.youtube.com/watch?v=qCSU9vicjr</p> <p>Extension/s: Create an <i>All About Me</i> Book</p>	<p>Remember be patient if child does not get it right the first time encourage them to keep trying.</p>

Compare 2 items in your household and discuss the differences between them. Discuss what they have in common.
 Example:
 Compare 2 colors and what are the differences?
 What are the similarities?



All About me Frog Street Document.

Math: Use visual aids to show tall and short. Assist as needed. Use praising. Saying things such as “Great job comparing these two items.” Prompt child to stay engage and offer assistance if needed.

Social Studies

Have parent and child draw their house on paper, use sidewalk chalk, and/or paint. Discuss the different features of the house by identifying different shapes.
 Examples:


- Our house is the shape of a rectangle.
- Our house has 3 rectangle doors.
- Our house has 4 square windows.


Make it interactive for both parent and child by having parent assist child. Engage child by offering choices such as, letting child choose what materials they want to use. Prompt child as needed to complete task.


Pretend and Learn


Encourage children to dress up and have a style show.



Offer the child choices such as, what they want to dress up as. Make it interactive by having the child move around room. Praise and prompt child to complete activity. Ask open-ended questions.

		<p>Art/Creativity Station</p> <p>Encourage the child to draw a self-portrait and tell you about it. This is also a great time to do guided drawing(you draw a circle and then have the child do it).</p> <p>Create a self-portrait using materials from home.</p>				<p>If child is struggling to complete activity offer assistance. Prompt child as needed. Start slow. One-step at a time. Offer choices by having the child choose the materials. Praise child for engaging in activity.</p>
		<p>STEAM Building Structures 🎥</p> <p>Child will stack items and create tall and short structures/towers with different household items such as cans, boxes ,cups ,toilet paper rolls, books, etc.</p>				<p>Give visual aids of short and tall structures. If child is struggling to complete activity offer assistance. Prompt child as needed. Offer choices by having the child choose the materials. Praise child for engaging in activity.</p>
		<p>Letter Knowledge:</p> <p>Write your child’s name on a paper or index card and help them identify the first letter of their name.</p> <p>Encourage child to repeat his/her name.</p> <p>If possible, place a picture of the child next to their name.</p>				<p>Start with one-step directions. Have child identify one letter after they are successful move on to the next letter and so on. Prompt child to identify letter using their finger. Praise child for trying and staying engaged.</p>

Learning Outcomes: <ul style="list-style-type: none"> • Child attends communications and language from others by asking questions about a book and the read aloud. • Child expresses emotions and recognizes these emotions in self and others. • Child measures objects by their various attributes using standards and non-standards measurements. • Child describes and demonstrates control and coordination of small muscles using different materials or objects. 					
Mental Health: <i>Dr. Bailey's Conscience Discipline Strategies</i>		Unite Morning Song: "Buenos Días, Good Morning" https://www.youtube.com/watch?v=WdQ-alL8S7k	Calm S.T.A.R. (Smile, Take a deep breath And Relax)	Connect Demonstrate shaking hands with your family members.	Commit Practice "Listening Ears" when others are talking, we listen when given instructions.
Morning Message: Have the child listen and repeat the following sentences throughout the week. Ask parent to write the following sentences on sheets of paper/index cards and place them throughout the house and read them together using their index finger or a pointer, such as a pen, pencil, popsicle stick, and/or the handle of a spoon and read them together from left to right. This trains the brain to read from left to right. Encourage child to repeat after you the first time, and then clap or tap the words on the sentence. <i>*Please remind parents that these sentences will be revisited thought learning*</i> 1. I feel <u>happy</u>. 2. I feel <u>sad</u>.					
Theme: 1 Awesome Me Week: 2 Feeling Me		Family Connection	Nursery Rhyme/ Song	Enrichment Activities	Special Needs Adaptations
Theme 1 Week 2	LITERACY  Title of the Story: "<u>How Do You Feel?</u>" <i>Read Aloud Tips: Use hand motions, different tones and pitches in your voice to tell the story.</i> <i>Intonations: Deep Voice, Medial Tone, and High Pitch sound.</i>	Threes' Frog Street Parent Letter, PATT Mat & Family Connections Card Theme 1	Nursery Rhyme: "If your happy and you know it" Song/s: The Alphabet Song Music and Movement Kindermusik: "Walk and Stop" https://youtu.be/cFBeLXuFOuQ	Literature Enrichment: -Create props -Game -Finger play -Puppet Show -Song with body movements Technology YouTube Video: "Feelings" https://www.youtube.com/watch?v=a1NIWCrOR-k	Use visual aids such as pictures, mouth and hand gestures to help child understand the different emotions. If child struggles to identify, assist child as needed. Music: Engage child by making song interactive and encouraging child to move. Remember be patient if child does not get it right the first time encourage them to keep trying.
	Wonderful Words of the Week: Happy Sad				

<p>Take a walk outdoors in search of items or objects with the colors red, blue and yellow. Focus on one color at a time. Encourage children to describe the color of their clothing or objects at home or their environment.</p>			<p>using a digital device.</p> <p>Extension/s: Create “Feeling Masks” and discuss the different emotions.</p> 	<p>Math: Physically prompt and offer assistance as needed. Use praising and redirect child. Ask open-ended questions.</p>
<p style="text-align: center;">Social Studies</p> <p>Draw a place that makes you feel happy. Example:</p> <ul style="list-style-type: none"> • Create or build a house made out of blankets. • Draw your room. • Draw your grandma’s house. 				<p>Assist and prompt child to complete activity. Engage child by offering choices such as, letting child choose what activity they want to do. Redirect child back to activity as needed.</p>
<p style="text-align: center;">Pretend and Learn</p> <p>Encourage children to dress up in their family members clothes and pretend to be the family member of their choice.</p>				<p>Offer the child choices such as, what they want to dress up as. Make it interactive by having the child move around room. Praise and prompt child to complete activity. Ask open-ended questions.</p>
<p style="text-align: center;">Art/Creativity Station Art therapy.</p>			<p>Link: “Art Therapy”</p>	<p>Choose a quiet space where the child can relax and engage in the activity. Acknowledge the</p>

		<p>Play music while the child draws or paints using the colors red, blue and yellow.</p> <p>Encourage the child to talk about their feelings while they draw or paint.</p>			<p>https://youtu.be/vKdd9ukeYoU</p> <p>Wonderful Words of the Week: Happy Sad</p>	<p>child's feelings and praise child for engaging in activity.</p>
		<p>STEAM Building Structures </p> <p>(Non-Standard units of measurements)</p> <p>Encourage child to build a structure using items such as legos, cups, cans, or other household items that are red, blue and yellow.</p> <p>Ex. Towers, bridges, houses, buildings, etc.</p> <p>If possible, find a picture on the internet from different structures that the child can construct.</p>				<p>Use visual aid such as a picture to assist child with understanding activity. If child is struggling to complete activity offer assistance. Prompt child as needed. Start slow. One-step at a time. Offer choices by having the child choose the materials. Praise child for engaging in activity.</p>
		<p>Letter Knowledge:</p> <p>If your child is able to identify letters go for a letter hunt around your house and also using items in your food pantry such as cereal boxes, the items</p>				<p>Use visual aids to help child identify. Prompt child to identify letter using their finger. Praise child for trying and staying engaged.</p>

	<p>in your refrigerator, magazines, newspapers, etc. Letters: M, m, P, p. Look for environmental print.</p>  				
--	---	--	--	--	--

Learning Outcomes:

- Child engages in and maintains positive interactions and relationships with other family members
- Child has a sense of belonging to family, community, and other family members
- Child asks and answers questions about a book that was read aloud
- Child identifies, describes, compares, and composes items around the home.


<p>Mental Health: <i>Dr. Bailey's Conscience Discipline Strategies</i></p>	<p>Unite Morning Song: "Buenos Días, Good Morning" https://www.youtube.com/watch?v=WdQ-alL8S7k</p>	<p>Calm S.T.A.R. (Smile, Take a deep breath And Relax)</p>	<p>Connect Demonstrate shaking hands with your family members.</p>	<p>Commit Practice "gentle hands" when helping a family member to pick up around the house, shaking a hand gently, patting on the back.</p>
---	--	--	---	--

Morning Message: Have the child listen and repeat the following sentences throughout the week. Ask parent to write the following sentences on sheets of paper/index cards and place them throughout the house and read them together using their index finger or a pointer, such as a pen, pencil, popsicle stick, and/or the handle of a spoon and read them together from left to right. This trains the brain to read from left to right. Encourage child to repeat after you the first time, and then clap or tap the words on the sentence. **Please remind parents that these sentences will be revisited thought learning**

1. I am (child's age) years old. 2. I am helpful. 3. I am a friend.

<p>Theme: 1 Awesome Me Week: 3 Social Me</p>	<p>Family Connection</p>	<p>Nursery Rhyme/ Song</p>	<p>Enrichment Activities</p>	<p>Special Needs Adaptations</p>
--	---------------------------------	-----------------------------------	-------------------------------------	---

<p>Theme 1 Week 3</p>	<p style="text-align: center;">LITERACY</p> <p>Title of the Story: "The More the Merrier?" Read Aloud Tips: <i>Use hand motions, different tones and pitches in your voice to tell the story.</i></p>	<p>Threes' Frog Street Parent Letter, PATT Mat & Family Connections Card</p>	<p>Nursery Rhyme: "Jack and Jill" https://parents.frogstreet.com/collections/estories-literacy-eng/#tab-nurseryrhyme</p> <p>Song/s:</p>	<p>Literature</p> <p>Enrichment:</p> <ul style="list-style-type: none"> -Create props -Game -Finger play -Puppet Show 	<p>If child struggles to identify, assist child as needed. Repeat activity with child. Praise child when trying and when completing activity Say things such as "Yes, building a block tower sounds very fun!"</p>
---	---	---	--	---	--

<p>Wonderful Word of the Week:</p> <p>Friendly</p>	<p><i>Intonations: Deep Voice, Medial Tone, and High Pitch sound.</i></p> <p>Discuss: Ask children “What else would be fun to build with the help from your family members?”</p>	Theme 1	The Alphabet Song	-Song with body movements	Music: Engage child by making song interactive and encouraging child to move.
	<p style="text-align: center;">Math </p> <p>Use a stencil (coffee can lid or circular stencil) to draw a circle on construction paper as children watch. Describe your actions. Tell children you are going to trace around the edges of the circle and cut along the outline that the pen leaves on the paper. When you finish pair the cutout with the stencil and emphasize that they are the same shape.</p>				

September 21st – 25th, 2020

Social Studies

Draw your friends on a piece of paper. Draw them in a place where you have fun with them.

Example:

- At a park
- At the beach
- At their house
- At school

Use visual aids to Assist and prompt child to complete activity. Engage child by offering choices such as, letting child choose what activity they want to do. Redirect child back to activity as needed.

Pretend and Learn

Talk with children about showing cooperation. Set the table together as a family and encourage the child to help.

Offer the child choices such as, what task of setting 7up the table they want to help with. Assist child with task Praise and prompt child to complete activity. Ask open-ended questions.

Art/Creativity Station

Work together with your child to glue a collage on a cardboard box.

You can use: Construction, tissue paper, magazines, newspapers, etc.

Offer choices by having the child choose the materials to glue. Prompt the child when needed. Praise child for engaging in activity.

STEAM Building Structures 

Give child items around the house (Legos, blocks, small boxes, etc.) and encourage him to build a structure together with family members.

Use visual aid such as a picture to assist child with understanding activity. If child is struggling to complete activity offer assistance. Prompt child as needed. Start slow.

					One-step at a time. Offer choices by having the child choose the materials. Praise child for engaging in activity. Say things such as “ That is a great structure you build.”
		Letter Knowledge: Write on a paper or index card the words “Friend” and “Social” and point out to the letters. Ask child to underline the letters F,f, S, s.			Start with one-step directions. Have child identify one letter after they are successful move on to the next letter and so on. Prompt child to identify letter using their finger. Praise child for trying and staying engaged.

Learning Outcomes:				
<ul style="list-style-type: none"> • Child engages in and maintains positive interactions and relationships with other family members • Child expresses creativity in thinking and communication • Child attends to communication and language from others • Child shows interest in and curiosity about the world around them. 				
Mental Health: <i>Dr. Bailey’s Conscience Discipline Strategies</i>	Unite Morning Song: “Buenos Días, Good Morning” https://www.youtube.com/watch?v=WdQ-alL8S7k	Calm S.T.A.R. (Smile, Take a deep breath And Relax)	Connect Demonstrate shaking hands with your family members.	Commit Practice using “Big Voice” and explain that we use our big voice to express something we want.
Morning Message: Have the child listen and repeat the following sentences throughout the week. Ask parent to write the following sentences on sheets of paper/index cards and place them throughout the house and read them together using their index finger or a pointer, such as a pen, pencil, popsicle stick, and/or the handle of a spoon and read them together from left to right. This trains the brain to read from left to right. Encourage child to repeat after you the first time, and then clap or tap the words on the sentence. <i>*Please remind parents that these sentences will be revisited thought learning*</i> 1. I am curious. 2. I can think. 3. I like to learn.				
Theme: 1 Awesome Me Week: 4 Curious Me	Family Connection	Nursery Rhyme/ Song	Enrichment Activities	Special Needs Adaptations

**Theme 1
Week 4**

LITERACY



Title of the Story: "I Wonder"

Read Aloud Tips: *Use hand motions, different tones and pitches in your voice to tell the story.*
Intonations: Deep Voice, Medial Tone, and High Pitch sound.

Discuss:

Which things mentioned in the book are things that you have wonder about.

Math



Create shapes out of paper (Circle, square, triangle and rectangle) and using positioning words like under, above, next to, beside, top, bottom, etc.; Encourage your child to identify them.
 Ex. "Place the circle on top of the chair"
 "Place the rectangle beside the book"

Threes' Frog Street Parent Letter, PATT Mat & Family Connections Card

Theme 1

Nursery Rhyme:

"The Itsy Bitsy Spider"
<https://parents.frogstreet.com/collections/estories-literacy-eng/#tab-nurseryrhyme>

Song/s:

The Alphabet Song

Music and Movement

Kindermusik:

"This Little Light of Mine"
<https://youtu.be/AI-GFLyUvTc>

Literature

Enrichment:

- Create props
- Game
- Finger play
- Puppet Show
- Song with body movements

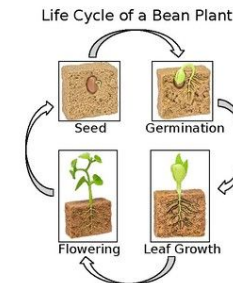
Technology

YouTube Video:

"Follow Your Curiosity"
<https://www.youtube.com/watch?v=qW-Bo4QsYcM>

Extension/s:

Plant a bean on a cup with cotton and water and observe the "Life Cycle of the Bean".




If child struggles to identify, assist child as needed. Repeat activity with child. Praise child when trying and when completing activity Say things such as "Good thinking! Yes, I sometimes wonder about that too.!"

Music: Engage child by making song interactive and encouraging child to move.

Math: If child is struggling, assist child as needed. Complete one action at a time with child after they are successful with one action move to the next. Ask open-ended questions. Use praising. Redirect child back to activity as needed

Remember be patient if child does not get it right the first time encourage them to keep trying.

		<p style="text-align: center;">Social Studies</p> <p><i>“How can we respect and care for our world?”</i></p> <p>Explain where to dispose of trash and point out recycling bins when they are available. Offer children the opportunity to reuse materials. As you travel, point out areas where the environment is respected and cared for. “When we finish drinking our water, we can reuse the bottle and fill it up at a water fountain. That way we don’t have to throw away the bottle.</p>			<p>“Safe Place”</p> <p>Identify a “Safe Place” in your home and explain to the child that in case of an emergency all family members should go to that “Safe Place”.</p>	<p>Use visual cues to assist and prompt child to complete activity. Redirect child back to activity as needed.</p>
		<p style="text-align: center;">Pretend and Learn</p> <p>Have children describe where things are located in their house.</p> <p>Ex. “Where are the beds?” “Where is the sink?” “Where is the restroom?” “Where is the kitchen?”</p>				<p>Make it interactive by having the child move around. Assist and prompt child to complete activity. Praise child when they engage in activity. Say things such as “ Yes, good job the restroom is there.”</p>
		<p style="text-align: center;">Art/Creativity Station</p> <p>Invite children to draw a picture on a paper. Fold their drawing into 3 sections (Top, Middle,</p>				<p>Model and assist child as needed. Praise child for engaging in activity.</p>



	<p>Bottom). Open the drawing and ask children to describe which part of their drawing is in section.</p> <p>Ex. "What is in the bottom of your drawing?"</p>				
	<p>STEAM </p> <p>Sink and Float activity. Find items around the house and put them in a small bin with water and ask your child if the item will float or sink.</p>				<p>Prompt child as needed to complete activity. Offer choices by having the child choose the items. Praise child for engaging in activity. Say things such as "Wow look how the rubber duck floats."</p>
	<p>Letter Knowledge:</p> <p>Encourage child to trace letters C, c, E, e in shaving cream, salt or salt.</p> <p>*You may color the shaving cream, rice or salt with food coloring.</p>				<p>Offer choices by having the child choose what material to use. If child is struggling to trace letters, assist child with tracing. Praise child for trying and staying engaged.</p>

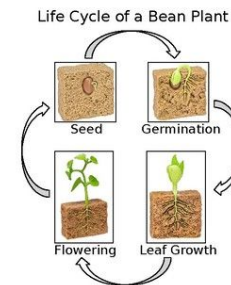
<p>Learning Outcomes:</p> <ul style="list-style-type: none"> • Child engages in and maintains positive interactions and relationships with other family members • Child expresses creativity in thinking and communication • Child attends to communication and language from others • Child shows interest in and curiosity about the world around them. 				
<p>Mental Health: <i>Dr. Bailey's Conscience Discipline Strategies</i></p>	<p>Unite Morning Song: "Buenos Días, Good Morning" https://www.youtube.com/watch?v=WdQ-alL8S7k</p>	<p>Calm S.T.A.R. (Smile, Take a deep breath And Relax)</p>	<p>Connect Demonstrate shaking hands with your family members.</p>	<p>Commit Practice using "Big Voice" and explain that we use our big voice to express something we want.</p>

Morning Message: Have the child listen and repeat the following sentences throughout the week. Ask parent to write the following sentences on sheets of paper/index cards and place them throughout the house and read them together using their index finger or a pointer, such as a pen, pencil, popsicle stick, and/or the handle of a spoon and read them together from left to right. This trains the brain to read from left to right. Encourage child to repeat after you the first time, and then clap or tap the words on the sentence. **Please remind parents that these sentences will be revisited thought learning**


1. I am awesome. 2. I am happy. 3. I am a friend. 4. I am curious.

Theme: 1 Awesome Me	Family Connection	Nursery Rhyme/ Song	Enrichment Activities	Special Needs Adaptations
---------------------	-------------------	---------------------	-----------------------	---------------------------

Week 5: Physical, Feeling, Social and Curious Me.						
October 5th - October 9th , 2020	Theme 1 Week 5	LITERACY 	Threes’ Frog Street Parent Letter, PATT Mat & Family Connections Card Theme 1	Nursery Rhyme: “One Two Buckle My Shoe” https://parents.frogstreet.com/collections/estories-literacy-eng/ Song/s: The Alphabet Song Music and Movement Kindermusik: “Down by the Bay” https://youtu.be/qzBoKX7ruEc	Literature Enrichment: -Create props -Game -Finger play -Puppet Show -Song with body movements Technology YouTube Video: “Sun Salutations and Yoga with Animals” https://youtu.be/8oGR5xuclt Extension/s: Record the growth process of last week activity. What is difference in the bean? Can you see new colors? Etc.	Use visual aids such as pictures in the book to help child identify. If child struggles to identify, assist child as needed. Repeat activity with child. Praise child when trying and when completing activity Say things such as “Good job comparing.” Music: Engage child by making song interactive and encouraging child to move. Math: If child is struggling to identify assist child as needed. Have child identify one color at a time. Ask open-ended questions. Use praising. Redirect child back to activity as needed Remember be patient if child does not get it right the first time encourage them to keep trying.
	Wonderful Word of the Week: Curious	Math 				



		<p style="text-align: center;">Social Studies</p> <p><i>“How do people move from one place to another?”</i> As you travel, point out the various ways that people move in your community. Discuss how they are similar (cars, buses) and how they are different (trains, planes). “Oh, the buses here are painted blue and white. Have you ever seen a train in the middle of the city?”.</p>			Use visual cues to assist and prompt child to complete activity. Redirect child back to activity as needed.
		<p style="text-align: center;">Pretend and Learn</p> <p>Have children cooperate in washing dishes and clean up after themselves. Encourage them to use soap, water and paper towels.</p>			Praise and prompt child to complete activity. Ask open-ended questions. Assist if needed.
		<p style="text-align: center;">Art/Creativity Station</p> <p>Invite the child to create a “Family Portrait” using different materials. (Paint, markers,</p>			Offer choices by having the child choose the materials to glue. Prompt the child when needed. Praise child for engaging in activity.

	construction paper, glue, stickers, etc.)				Ask open-ended questions.
	<p>STEAM </p> <p>Invite children to mix the colors red, blue and yellow paint and discuss what you see during the activity. Ex. What color do you see when you mix red, blue and yellow? How does the texture of paint feel? What else can we create with these colors?</p>				<p>If child is struggling to complete activity offer assistance. Prompt child as needed. Praise child for engaging in activity. Say things such as “Look at the pretty colors” “Aren’t they neat?” Redirect as needed.</p>
	<p>Letter Knowledge:</p> <p>Encourage the child to form the letters from their name using playdough.</p> <p>Invite to form the letters that we practiced during the month: P, p, M, m, C ,c, E, e, F, f, S,s.</p>				<p>Have child identify one letter at a time after they are successful move on to the next letter and so on. If needed you may physically prompt child to identify letter using the playdough. Praise child for trying and staying engaged.</p>